



Go Further

ford.com

VEHICLE DESCRIPTION

EDGE

2020 EDGE SEL AWD
5-PASSENGER
TWIN-SCRL 2.0L ECOBOOST ENG
8-SPD AUTO TRANSMISSION


EXTERIOR
AGATE BLACK METALLIC

INTERIOR
EBONY ACTIVEX SEAT MATERIAL

LB B16515


| STANDARD EQUIPMENT INCLUDED AT NO EXTRA CHARGE | | | |
|--|--|--|---|
| EXTERIOR <ul style="list-style-type: none">BELTLINE MOLDING- BRIGHTEASY FUEL® CAPLESS FILLEREXHAUST TIPS - STAINLESS STEELFOG LAMPS-LEDGRILLE - CHROMEHEADLAMPS - AUTO BI-LEDHEADLAMPS -WIPER ACTIVATEDMIRRORS - PWR/HTD/MAN FOLD W/LED SIG & APPROACH LAMPPRIVACY GLASS - REAR DOORSREAR INT WIPER/WASH/DFRSTTAILLAMPS-LEDWIPERS - RAIN-SENSING | INTERIOR <ul style="list-style-type: none">10WAY PWR DR SEAT W/LUMBAR1TOUCH UP/DOWN DR/PASS WIN60/40 EASYFOLD REAR BENCHAUTO-DIM REARVIEW MIRRORCUPHOLDERS - 8DUAL ILLUM VIS VANITY MIRRDUAL-ZONE ELECTRONIC AUTO CLIMATE CONTROLLEATHER WRAPPED STR WHEEL W/CRUISE AND AUDIO CONTROLPOWER PASS SEAT - 6-WAYPOWERPOINTS - 12VROTARY GEAR SHIFT DIALTILT/TELESCOPE STR COLUMN | FUNCTIONAL <ul style="list-style-type: none">AUTO START STOP TECHBLIS (BLIND SPOT INFO SYS)FORDPASS™ CONNECT 4GWI-FI HOTSPOT TELEMATICS MODEMINTELLIGENT ACCESS W/PUSH BUTTON STARTLANE-KEEPING SYSTEM/ALERTPRE-COLLISION ASSIST W/AEBREAR VIEW CAMERA W/WASHERREVERSE SENSING SYSTEMSECURICODE KEYLESS KEYPADSIRIUSXM® - SVC N/A AK&HISYNC®3 8" SCRNR W/APPLINK® | SAFETY/SECURITY <ul style="list-style-type: none">ADVANCETRAC® WITH RSC®AIRBAG - DRIVER KNEEAIRBAGS - DUAL STAGE FRONTAIRBAG- GLOVEBOX PASS KNEEAIRBAGS - SAFETY CANOPY®AIRBAGS - SIDE IMPACTINDIV TIRE PRESS MONIT SYSLATCH CHILD SAFETY SYSTEMPERSONAL SAFETY SYSTEM™SECURILOCK® ANTI-THEFT SYSSOS POST-CRASH ALERT SYST™ WARRANTY <ul style="list-style-type: none">3YR/36,000 BUMPER / BUMPER5YR/60,000 POWERTRAIN5YR/60,000 ROADSIDE ASSIST |

| INCLUDED ON THIS VEHICLE | (MSRP) | PRICE INFORMATION | (MSRP) |
|---|--|--|-------------------------------------|
| EQUIPMENT GROUP 201A •HEATED FRONT SEATS | | BASE PRICE TOTAL OPTIONS/OTHER | \$36,350.00 1,430.00 |
| OPTIONAL EQUIPMENT/OTHER .18" SPLT-SPK SLVR PTD ALUM WH 245/60R18 A/S BSW TIRES COLD WEATHER PACKAGE .HEATED STEERING WHEEL .FLOOR LINERS, FRONT AND REAR .WINDSHIELD WIPER DE-ICER CONVENIENCE PACKAGE .PERIMETER ALARM .HANDS-FREE, FOOT ACTV LFTGATE .UNIVERSAL GARAGE DOOR OPENER .REMOTE START SYSTEM .WIRELESS CHARGING PAD AWD+COLD WEATHER DISC PKG 50 STATE EMISSIONS | 495.00 935.00 NO CHARGE NO CHARGE | TOTAL VEHICLE & OPTIONS/OTHER DESTINATION & DELIVERY | 37,780.00 1,245.00 |
| | | TOTAL BEFORE DISCOUNTS AWD+COLD WTHR PKG DISC | 39,025.00 - 800.00 |
| | | TOTAL SAVINGS | - 800.00 |

| | | | | | |
|---|----------|--------|-----------------------------------|---------------|--|
| | RAMP ONE | CONVOY | ITEM #: | 48-Z834 O/T 2 | <div><div>Whether you decide to lease or finance your vehicle, you'll find the choices that are right for you. See your dealer for details or visit www.ford.com/finance.</div></div> |
| | CK60 | | | | |
| | RAMP TWO | | | | |
| This label is affixed pursuant to the Federal Automobile Information Disclosure Act. Gasoline, License, and Title Fees, State and Local taxes are not included. Dealer installed options or accessories are not included unless listed above. | | | LH072 N RB 2X 040 000219 08 07 20 | | |


EPA DOT

Fuel Economy and Environment



Gasoline Vehicle

Fuel Economy



23 MPG

combined city/hwy

21 city

28 highway

4.3 gallons per 100 miles

Small SUVs range from 16 to 120 MPG. The best vehicle rates 136 MPGe.

You spend

\$1,250

more in fuel costs over 5 years compared to the average new vehicle.

Annual fuel cost

\$1,750

Fuel Economy & Greenhouse Gas Rating (tailpipe only)

Smog Rating (tailpipe only)


1510Best

1510Best

This vehicle emits 384 grams CO₂ per mile. The best emits 0 grams per mile (tailpipe only). Producing and distributing fuel also create emissions; learn more at fuelconomy.gov.

Actual results will vary for many reasons, including driving conditions and how you drive and maintain your vehicle. The average new vehicle gets 27 MPG and costs \$7,500 to fuel over 5 years. Cost estimates are based on 15,000 miles per year at \$2.70 per gallon. MPGe is miles per gasoline gallon equivalent. Vehicle emissions are a significant cause of climate change and smog.

Smartphone QR Code™



GOVERNMENT 5-STAR SAFETY RATINGS

Overall Vehicle Score

★★★★★

Based on the combined ratings of frontal, side and rollover. Should ONLY be compared to other vehicles of similar size and weight.

Frontal Crash

Driver Passenger

★★★★★

★★★★★

Based on the risk of injury in a frontal impact. Should ONLY be compared to other vehicles of similar size and weight.

Side Crash

Front seat Rear seat

★★★★★

★★★★★

Based on the risk of injury in a side impact.


Rollover


★★★★

Based on the risk of rollover in a single-vehicle crash.

Star ratings range from 1 to 5 stars (★★★★★), with 5 being the highest. Source: National Highway Traffic Safety Administration (NHTSA). www.safercar.gov or 1-888-327-4236


2FMPK4J93LBB16515



**WARNING:** Operating, servicing and maintaining a passenger vehicle, pickup truck, van, or off-road vehicle can expose you to chemicals including engine exhaust, carbon monoxide, phthalates, and lead, which are known to the State of California to cause cancer and birth defects or other reproductive harm. To minimize exposure, avoid breathing exhaust, do not idle the engine except as necessary, service your vehicle in a well-ventilated area and wear gloves or wash your hands frequently when servicing your vehicle. For more information go to www.P65Warnings.ca.gov/passenger-vehicle.

SCAN OR TEXT 2FLBB16515 TO 48028

Msg & Data rates may apply. Text HELP for help



www.ford.com/help/privacy-terms/

305/09/2024